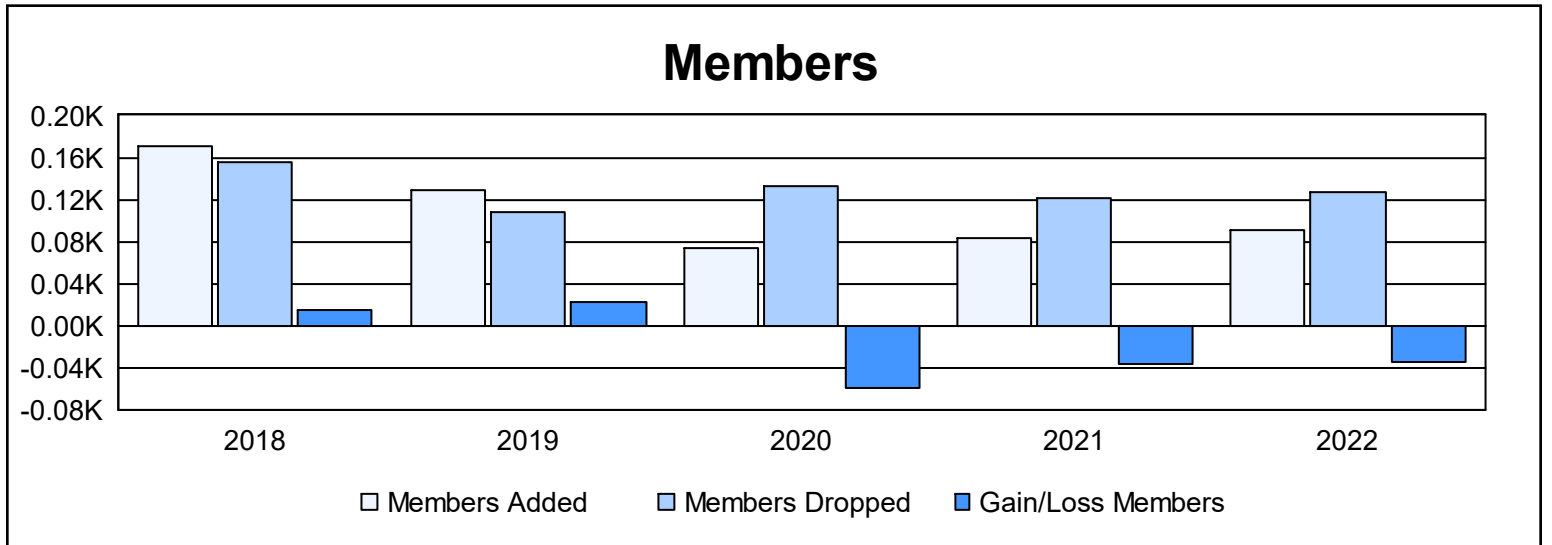
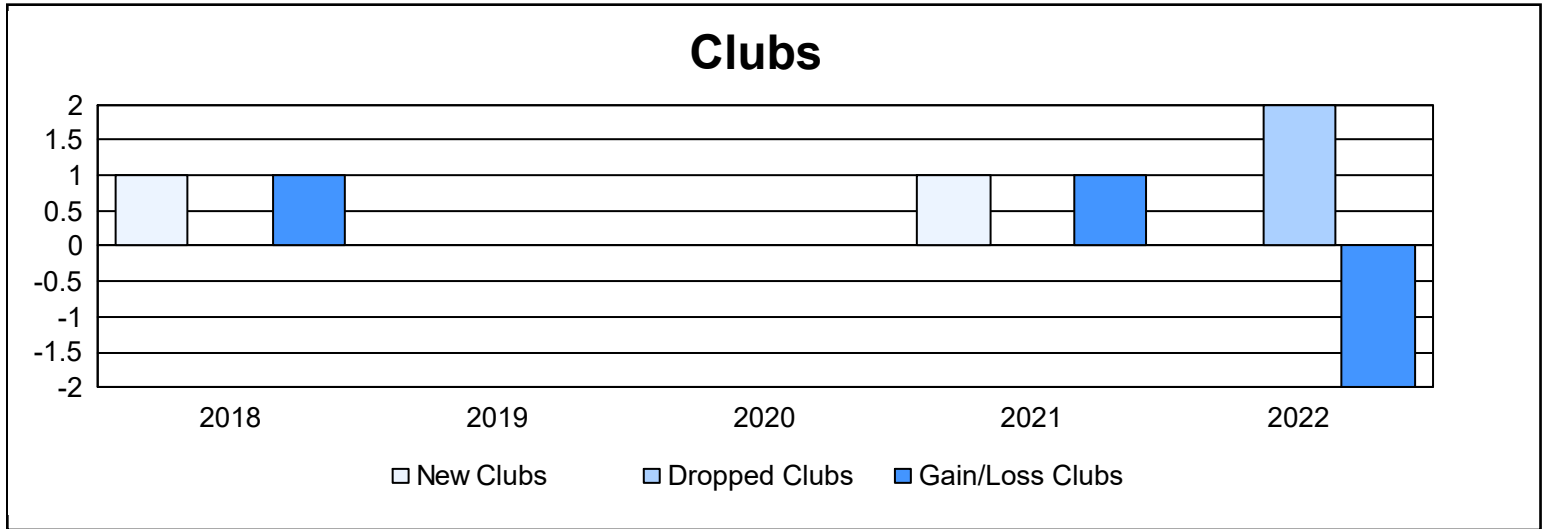
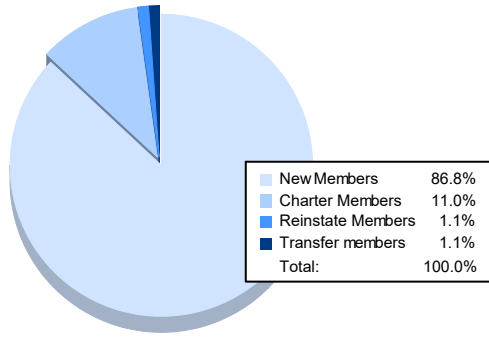


| Year | New Clubs | Dropped Clubs | Gain/ Loss Clubs | New Members | Charter Members | Reinstate Members | Transfer Members | Total Member Added | Total Members Dropped | Gain/ Loss Members |
|----------------|-----------|---------------|------------------|-------------|-----------------|-------------------|------------------|--------------------|-----------------------|--------------------|
| 2017-2018 | 1 | 0 | 1 | 137 | 25 | 3 | 5 | 170 | 155 | 15 |
| 2018-2019 | 0 | 0 | 0 | 123 | 2 | 0 | 4 | 129 | 107 | 22 |
| 2019-2020 | 0 | 0 | 0 | 61 | 3 | 3 | 7 | 74 | 133 | -59 |
| 2020-2021 | 1 | 0 | 1 | 53 | 27 | 0 | 4 | 84 | 121 | -37 |
| 2021-2022 | 0 | 2 | -2 | 79 | 10 | 1 | 1 | 91 | 126 | -35 |
| Average | 0 | 0 | 0 | 91 | 13 | 1 | 4 | 110 | 128 | -19 |



Membership Composition June 2022 Cumulative



Gender Composition June 2022 Cumulative

